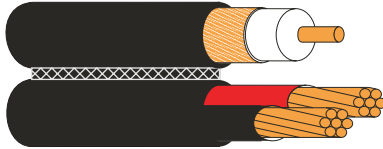


## COMPOSITE CABLE - RG 59/U + 18/2

\*All values are nominal, and subject to manufacturing tolerances.



**DESCRIPTION:**

One RG 59/U BC - 95% BC braid cable and two stranded 18 AWG wires

**DESCRIPTION:**

One RG 59/U cable:

- 20 AWG bare copper center conductor
- Gas-injected foamed polyethylene insulation
- 95% bare copper braid
- PVC jacket

Two, 18 AWG wires:

- Stranded bare copper conductors
- Semirigid PVC insulation

Overall PVC jacket

**SPECIFICATIONS:**

NEC 800

**RoHS**

Product Code	Overall Diameter	Net Weight Lb/kft
820148SIM	0.336 x 0.455"	71

**18 AWG Wire Properties**

Insulation Thickness	Overall Diameter	Conductor Gauge AWG	Conductor Construction Wires/AWG	Conductor Resistance D.C. Maximum $\Omega$ /kft @ 20°C	Temperature Rating 60°C	Voltage Rating
0.009"	0.063	18	19/31	6.55	60°C	300 V

**RG 59/U Cable Properties**

Conductor Diameter AWG	Insulation Diameter	Overall Diameter	Braid Coverage	Impedance $\Omega$	Conductor Resistance @ 20°C $\Omega$ /kft	Propagation Speed %	Nominal Capacitance pF/ft
20	0.144"	0.232"	95%	75 $\pm$ 5	10.34	81	16

# Home Control Cables

## New Product Available 4/15/16

### SIAMESE CABLE: LAN C5E 4X2/24 + SECURITY CONDUCTORS 2/18 AWG

\*All values are nominal, and subject to manufacturing tolerances.

**Description:**

- One LAN C5E 4x2/24 AWG
- One Security Cable 2/18 AWG
- Joined by one overall extruded PVC jacket and connecting web

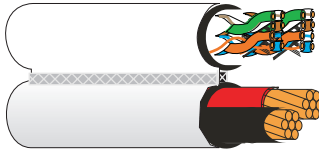
**SPECIFICATIONS:**

- TIA/EIA 568.C2
- UL-13
- 1000 FT Spools

**RoHS**

**Applications:**

- Close Circuit (CCTV) TV Systems
- Tele-monitoring System



Product Code	Overall Diameter	Net Weight Lb/kft
820066	0.3751"	81

**18 AWG Wire Properties**

Insulation Thickness	Overall Diameter	Conductor Gauge AWG	Conductor Construction Wires/AWG	Conductor Resistance D.C. Maximum $\Omega/\text{kft}$ @ 20°C	Temperature Rating 60°C	Voltage Rating
0.009"	0.063	18	19/31	6.55	60°C	300 V

**Cat 5E Properties**

Conductor Resistance d.c. Maximum @ 20°C	Mutual Capacitance pf/ft	Characteristic Impedance $\Omega$ 1 to 100 MHz	Delay Skew Maximum ns	Return Loss Minimal (in Mhz) dB
28.6 $\Omega/\text{ft}$	14	100 + 15	45	20+5Log(f) ; 1≤f<10 25 ; 10≤f<20 25-7.0Log(f/20) ; 20<f<100

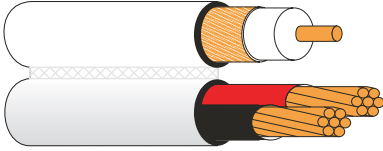
Transmission CharacteristicsF			
Frequency MHz	Maximum Attenuation dB/100 m	Minimum NEXT Loss dB/100 m	Minimum FEXT Loss db/100 m
4	4.1	56.3	51.8
10	6.5	50.3	43.8
16	8.2	47.2	39.7
31	11.7	42.9	33.9
100	22.0	35.3	23.8
200	32.4	30.8	17.8
250	36.9	29.3	15.8
350	44.9	27.1	12.9

\*Typical values, there are no specified values at this frequency in the specification

## COMPOSITE CABLE - RG 6/U + 18/2

**DESCRIPTION:**

One RG 6/U BC - 95% BC braid cable and one stranded 18 AWG 2 conductor cable



**PROPERTIES:**

One RG 6/U cable:

- 18 AWG bare copper center conductor
- Gas-injected foamed polyethylene insulation
- 95% bare copper braid
- PVC jacket

One, 18 AWG, 2 Conductor cable:

- Stranded bare copper conductors
- Polypropylene insulation
- PVC jacket

Siamese construction

Product Code	Overall Diameter	Net Weight Lb/kft
820081SIM	0.264 x 0.485"	59

**SPECIFICATIONS:**

NEC 800 **RoHS**  
UL PVC 75°C

\*All values are nominal, and subject to manufacturing tolerances.

**18 AWG Cable Properties**

Number of Conductors	Insulation Thickness	Conductor Diameter	Conductor Gauge AWG	Conductor Construction Wires/AWG	Temperature Rating °C	Voltage Rating
2	0.0155"	0.046"	18	16/30	75	300 V

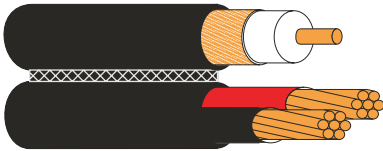
**RG 6/U Cable Properties**

Conductor Diameter AWG	Conductor Diameter	Insulation Thickness	Overall Diameter Insulation	Braid Coverage	Impedance Ω	Nominal Capacitance pF/ft
18	0.040"	0.070"	0.178 ± .006"	95%	75 ± 3	16.3

## COMPOSITE CABLE - RG 59+ 18/2

**DESCRIPTION:**

One RG 59BC - 95% Copper Clad Aluminum braid cable and one stranded 18 AWG 2 conductor cable



**PROPERTIES:**

One RG 6/U cable:

- 20 AWG bare copper center conductor
- Gas-injected foamed polyethylene insulation
- 95% Copper Clad Aluminum braid
- PVC jacket

One, 18 AWG, 2 Conductor cable:

- Stranded bare copper conductors
- Polypropylene insulation
- PVC jacket

Siamese construction

Product Code	Overall Diameter	Net Weight Lb/kft
820150SIM	0.264 x 0.485"	59

**SPECIFICATIONS:**

UL-1685  
UL -13  
CM Rated

**RoHS**  
ETL Verified

**18 AWG Cable Properties**

Number of Conductors	Insulation Thickness	Conductor Diameter	Conductor Gauge AWG	Conductor Construction Wires/AWG	Temperature Rating °C	Voltage Rating
2	0.0091"	0.043"	18	16/18	75	300 V

**RG 6/U Cable Properties**

Conductor Diameter AWG	Conductor Diameter	Insulation Thickness	Overall Diameter Insulation	Braid Coverage	Impedance Ω	Nominal Capacitance pF/ft
20	0.032"	0.056"	0.144 ± .006"	95%	75 ± 3	16.3

\*All values are nominal, and subject to manufacturing tolerances.

## COMPOSITE CABLE - RG 6/U + CAT 5E

**DESCRIPTION:**

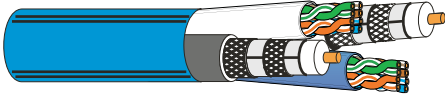
- ☐ Two RG 6/U Quad cables:
  - 18 AWG copper clad steel center conductor
  - Gas-injected foamed polyethylene insulation
- ☐ Two, 4-pair, Cat 5e cables
  - Solid copper conductors
  - Polyethylene insulation
- ☐ Overall PVC jacket

**APPLICATION:**

Residential Cabling with structured design for voice, data, video and any other high-speed application.

**PROPERTIES:**

Overall Diameter: 19 mm  
 Cable Weight per 1,000 feet: 250 lbs  
**RoHS**  
 Standard lengths of 500 foot reels



Product Code	Conductor Diameter	Conductor Resistance	Insulation Diameter	Braid Coverage	Impedance	Capacitance	Propagation Speed	Attenuation	
								MHz	dB/100 m
820131-1X	18 AWG	105 Ω/km	4.5 mm	60% - 40%	75 ± 3Ω	52 pF/m	81%	55	5.3
								211	10.0
								300	11.7
								550	16.1
								750	18.6
1000	21.5								

Conductor Diameter	Number of Pairs	Conductor Resistance	Impedance	Mutual Capacitance	Properties at 100 m		
					Frequency MHz	Attenuation dB/100 m	PSNext dB/100
24 AWG	4	90.5 Ω/km	100 ± 15	45.9 pF/m	4	4.1	53.3
					10	6.5	42.3
					16	8.2	44.2
					62.5	17.0	35.4
					100	22.0	32.3

\*All values are nominal, and subject to manufacturing tolerances.

## COMPOSITE CABLE - RG 6/U + CAT 5E + MM FIBER

**DESCRIPTION:**

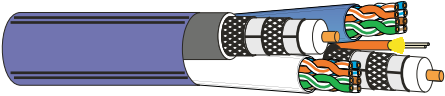
- ☐ Two RG 6/U Quad cables:
  - 18 AWG copper clad steel center conductor
  - Gas-injected foamed polyethylene insulation.
- ☐ Two, 4-pair, Cat 5e cables
  - Solid copper conductors
  - Polyethylene insulation
- ☐ Overall PVC jacket
- ☐ Two, 62.5µ Multimode Fibers
  - Overall PVC jacket
  - Tight-buffered distribution construction

**APPLICATION:**

Residential Cabling with structured design for voice, data, video and any other high-speed application.

**PROPERTIES:**

Overall Diameter: 19 mm  
 Cable Weight per 1,000 feet: 255 lbs  
 Standard lengths of 500 foot reels  
**RoHS**



Product Code	Conductor Diameter	Conductor Resistance	Insulation Diameter	Braid Coverage	Impedance	Capacitance	Propagation Speed	Attenuation	
								MHz	dB/100 m
820132-M4	18 AWG	105 Ω/km	4.5 mm	60% - 40%	75 ± 3Ω	52 pF/m	81%	55	5.3
								211	10.0
								300	11.7
								550	16.1
								750	18.6
1000	21.5								

Conductor Diameter	Number of Pairs	Conductor Resistance	Impedance	Mutual Capacitance	Properties at 100 m		
					Frequency MHz	Attenuation dB/100 m	PSNext dB/100
24 AWG	4	90.5 Ω/km	100 ± 15	45.9 pF/m	4	4.1	53.3
					10	6.5	47.3
					16	8.2	44.2
					62.5	17.0	35.4
					100	22.0	32.3

Number of Fibers	Core Diameter	Cladding Diameter	Minimum Bend Radius	Attenuation
2	62.5 ± 3 µm	125 ± 2 µm	60 mm	3.2 dB/km @ 850 nm 0.9 dB/km @ 1300 nm